



The Executive Superannuation Fund

MySuper MyLife Product Dashboard

Use this dashboard to compare the MySuper MyLife product with other MySuper products. Go to [ASIC's MoneySmart website](#) for more information on how to pick the right MySuper fund for you.

Return

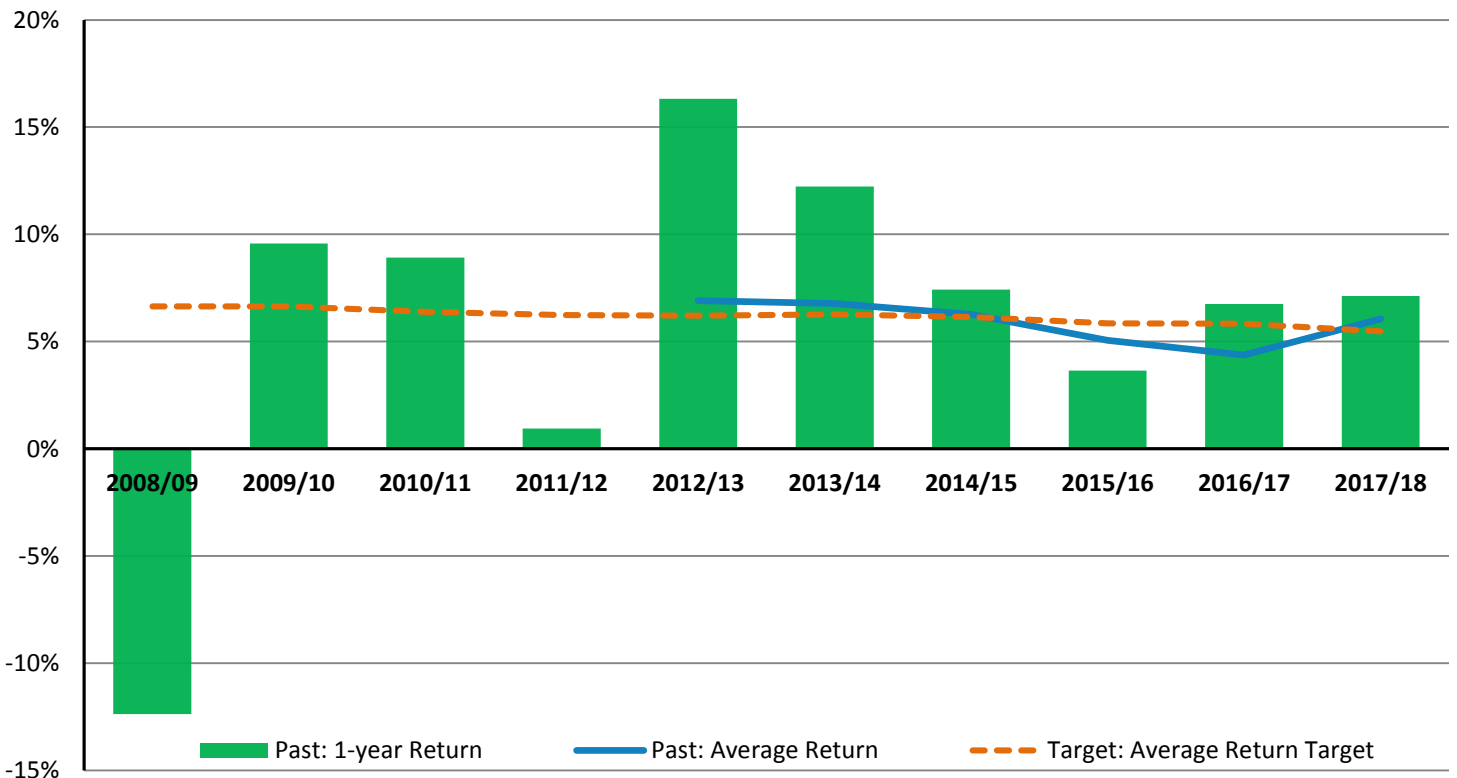
10 year average return of 6.1% as at 30 June 2018

Return Target

Return target for 2018-2027 of 3.0% per year above the Consumer Price Index (CPI), after fees and taxes.

Future returns cannot be guaranteed. This is a prediction.

Comparison between return target and return



Past performance is not necessarily an indication of future returns.

Level of investment risk

High

Negative returns expected 4 to less than 6 out of every 20 years. *The higher the expected return target, the more often you would expect a year of negative returns.*

Statement of fees and other costs

\$762.26² per year

Fees and other costs are for a representative member with a balance of \$50,000³.

Notes:

The information in the MySuper MyLife / Balanced Dashboard follows specific legislative requirements and therefore the return target, risk and other information in the product dashboard may differ from time to time, due to timing differences and other reasons, from information shown in disclosure documents, annual member statements or annual reports.

- ¹ From 1 July 2018 the *Return Target* for MySuper MyLife / Balanced has been estimated at CPI plus 3.0% over a 10 year period, whereas the *Investment Return Objective* for MySuper MyLife / Balanced (after all fees and taxes that will reduce the return on the investment option for any member) is CPI plus 3% over rolling 7 year periods as described in the Product Disclosure Statement (PDS).
- ² Lower administration fees may apply to all members of some employer groups. The fees shown are effective from 1 July 2018, based on updated estimated fees and costs data for the year ending 30 June 2018. For information about fees and costs, refer to the current PDS applicable to your Fund or product and any PDS update provided via the website. Updated fees and costs information may be provided via the website.
- ³ Higher or lower balances will have different fees and costs compared to a representative member with a balance of \$50,000.

Glossary

Representative member	Is a member who is fully invested in the MySuper product, who does not incur any activity fees during a year and who has an account balance of \$50,000 throughout that year, excluding any investment gains or losses on the \$50,000 balance.
CPI	CPI stands for Consumer Price Index, which is used as a measure of inflation.
Return	Is the net investment return, less fees, costs and taxes, over the past 10 financial years, for a representative member.
Return Target	The return target is an estimate of the expected return, above CPI, after fees and costs, over the next 10 financial years, for a representative member.
Average Return	Is the average annual return, less fees, costs and taxes, over the past 10 financial years, for a representative member.
Average Return Target	Is average return target, less fees, costs and net of taxes over the past 10 financial years, for a representative member.
Fees and Other Costs	Is the sum of investment fees, indirect cost ratios, other investment costs, administration fees, and administration costs, for this financial year for a representative member. The investment fees and costs for future years are not currently known and can be higher or lower.


More Information


Should you require any further information in respect of The Executive Superannuation Fund, the contact details are as follows:

Administrator

The Executive Superannuation Fund
PO Box 67, Australia Square, NSW 1215

 www.executivesuper.com.au

 1300 614 644

 execsuper@onevue.com.au

This MySuper Product Dashboard for MySuper MyLife (APRA MySuper product unique identifier 60998717367959) is issued by Equity Trustees Superannuation Limited ABN 50 055 641 757, RSE Licence No. L0001458, AFS Licence No. 229757, as Trustee of The Executive Superannuation Fund ABN 60 998 717 367. This MySuper Product Dashboard is for general information purposes only and is not intended to be relied on for the purpose of making an investment decision or other decisions pertinent to your superannuation. It has been prepared without taking account of the objectives, financial situation or needs that any individual may require to make such decisions. You should also consider obtaining professional advice before making decision regarding your superannuation, to determine if they are appropriate to your needs. Please read the relevant Product Disclosure Statement available at www.executivesuper.com.au or contact the Administrator for a copy.