



Client Services contact details
Phone
1300 011 130
Email
equitytrustees@unitregistry.com.au

Additional Investment Form

Please use this form if you are an existing investor and wish to make an additional investment.

1. Read and ensure you understand the Product Disclosure Statement (PDS) for the fund you are making an investment.

The PDS is available on our website www.eqt.com.au, or from your financial adviser.

2. Please complete all sections in block capitals and using a black pen.

Please double check that you have completed the following:

- written your account number and account name as it appears on the latest periodic or transaction statements
- written the amount in Australian dollars
- ticked the standing instruction box (if applicable)
- selected the payment method you would like to use
- signed the form as per the 'signing instructions' in section 5.

3. Send your documents to us.

You can return your forms by post, fax or email according to the details below:

Send by Post: Equity Trustees
 GPO BOX 804
 Melbourne VIC 3001

Send by Fax: (03) 9977 5871

Scan and email to: equitytrustees_transactions@unitregistry.com.au

4. Transfer your application money to us.

Please refer to section 4 'payment of application amount'.

Legal notices

OneVue RE Services Limited ABN 94 101 103 011 AFSL 223271 (**OneVue**). Read and ensure you understand the Product Disclosure Statement (PDS) for the trust. The PDS contains important information about investing in the Fund and you should read it before applying for units. The PDS is available on our website at www.eqt.com.au or from your financial adviser. OneVue will provide on request and without charge a paper or electronic copy of the current PDS and any document which updates the PDS.

OneVue is committed to ensuring the confidentiality and security of your Personal Information. We and our unit registry handle your Personal Information in accordance with the Privacy Act 1988 and our respective privacy policies, which can be accessed at our respective websites.

1. Investor details

Account number

--	--	--	--	--	--	--	--	--	--

Account name

2. Investment details and distribution instructions

Please specify the amount(s) you wish to invest. Please refer to the latest PDS for minimum additional investment amounts for each Trust.

If you are an existing unit holder in the fund for which you are applying, the distribution choice below will override any pre-existing election. If you have not previously provided your bank account information, please complete a Change of Details form. If you do not make an election and have not made one before, distributions will be reinvested.

FUND NAME	INVESTMENT AMOUNT	INVESTMENT OPTION (indicate preference with an X)		
		Pay to my bank a/c	Reinvest	Split
EQT Australian Equity Income Fund	AUD \$	<input type="checkbox"/>	<input type="checkbox"/>	<input type="checkbox"/>
EQT Core International Equity Fund	AUD \$	<input type="checkbox"/>	<input type="checkbox"/>	<input type="checkbox"/>
EQT Diversified Fixed Income Fund – Institutional	AUD \$	<input type="checkbox"/>	<input type="checkbox"/>	<input type="checkbox"/>
EQT Diversified Fixed Income Fund Retail	AUD \$	<input type="checkbox"/>	<input type="checkbox"/>	<input type="checkbox"/>
EQT Flagship Fund	AUD \$	<input type="checkbox"/>	<input type="checkbox"/>	<input type="checkbox"/>
EQT Growth Fund	AUD \$	<input type="checkbox"/>	<input type="checkbox"/>	<input type="checkbox"/>
EQT Wholesale Flagship Fund	AUD \$	<input type="checkbox"/>	<input type="checkbox"/>	<input type="checkbox"/>
EQT Mortgage Income Fund	AUD \$	<input type="checkbox"/>	<input type="checkbox"/>	N/A
EQT Wholesale Mortgage Income Fund	AUD \$	<input type="checkbox"/>	<input type="checkbox"/>	N/A

3. Other instructions

If you wish to change your other instructions (such as your reporting preferences, financial adviser information, or contact details), please complete the relevant form, available from www.eqt.com.au.

4. Payment of application amount

Please select your payment method and complete the relevant section if applicable. All payments must be made in AUD.

I am making my payment by:

EFT

 BPAY®

Direct Debit

EFT










Account name: EQT Fund Applications Account
 BSB: 083-001
 Account number: 52-177-0801
 Your reference: [please use the name of the investor]

BPAY – telephone and internet banking

If paying by BPAY, you do not need to send this application form to us.

You can make your payment using telephone or internet banking.

You will need to quote the biller code and your reference number when making your payment.

Fund	BPAY details
EQT Australian Equity Income Fund	 Biller code 222505 Reference number [Account Number]
EQT Core International Equity Fund	 Biller code 222521 Reference number [Account Number]
EQT Diversified Fixed Inc. Fund-Inst	 Biller code 222539 Reference number [Account Number]
EQT Diversified Fixed Inc. Fund-Retail	 Biller code 222547 Reference number [Account Number]
EQT Flagship Fund	 Biller code 222554 Reference number [Account Number]
EQT Growth Fund	 Biller code 222570 Reference number [Account Number]
EQT Wholesale Flagship Fund	 Biller code 222588 Reference number [Account Number]
EQT Mortgage Income Fund	 Biller code 222596 Reference number [Account Number]
EQT Wholesale Mortgage Income Fund	 Biller code 222604 Reference number [Account Number]

Please note, if you are investing in more than one Trust, you will need to make separate payments for each applicable Trust.

Contact your bank or financial institution to make this payment from your cheque, savings, debit or transaction account.

More info: www.bpay.com.au

Direct debit authority – Australian bank accounts only

You can allow us to deduct your application amount directly from your nominated financial institution account by completing the direct debit authority below. This debit will be made through the Bulk Electronic Clearing System (BECS) from your account held at the financial institution you have nominated below.

By completing and signing this section, you have understood and agreed to the terms and conditions governing the debit arrangements between you and OneVue Fund Services Pty Ltd, as set out in this Request and in your Direct Debit Request Service Agreement, a copy of which is available in the EQT Reference Guide available on www.eqt.com.au.

Financial institution name

Branch name

BSB number

Account number

Account name (no third party accounts)

I/We request and authorise OneVue Fund Services Pty Ltd ABN 18 107 333 308 (User ID 411595) to arrange, through its own financial institution, a debit to the nominated account as deemed payable by OneVue.

Signature of primary bank account holder

Please print full name

Date (DD/MM/YYYY)

 / /

Signature of joint bank account holder (if applicable)

Please print full name

Date (DD/MM/YYYY)

 / /

5. ACKNOWLEDGEMENTS AND SIGNATURES

When you apply to invest, you (the applicant) are telling us:

- you have received, read and understood the current PDS,
- monies deposited are not associated with crime, money laundering or terrorism financing, nor will monies received from your account have any such association,
- you are not bankrupt or a minor, and
- you agree to be bound by the constitution of the Fund and the PDS as supplemented, replaced or re-issued from time to time.

Signing instructions

Individual – where the investment is in one name, the account holder must sign.

Joint Holding – where the investment is in more than one name, all of the account holders must sign.

Companies – where the company has a sole director who is also the sole company secretary, this form must be signed by that person. If the company (pursuant to section 204A of the Corporations Act 2001) does not have a company secretary, a sole director can also sign alone. Otherwise this form must be signed by a director jointly with either another director or a company secretary. Please indicate the capacity in which the form is signed.

Trust – the trustee(s) must sign this form. Trustee(s) signing on behalf of the trust confirm that the trustee(s) is/are acting in accordance with such designated powers and authority under the trust deed.

Power of Attorney – if you have not already lodged the Power of Attorney with us, please attach a certified copy of the Power of Attorney document that includes Certificate of Witness and Statement of Acceptance and Certified Identification Document of the Power of Attorney. I/we attest that the Power of Attorney has not been rescinded or revoked and that the Donor is still living.

Signature of investor 1, director or authorised signatory

Please print full name

Date (DD/MM/YYYY)

 / /

Company officer (please indicate company capacity)

- Director
- Sole director and company secretary
- Authorised signatory

Signature of investor 2, director/company secretary or authorised signatory

Please print full name

Date (DD/MM/YYYY)

 / /

Company officer (please indicate company capacity)

- Director
- Company secretary
- Authorised signatory

